INFOGRAPHY

PGT A Seq

JUNO GENETICS

JUNO PGT[A]SEQ INCREASES THE CHANCE OF A HEALTHY BIRTH PER EMBRYO TRANSFER

The best-in-class accuracy of PGT[A]Seq means an increased number of euploid embryos are correctly reported, leading to more viable embryos being transferred with higher pregnancy rates than is achieved using less accurate PGT-A methods

JUNO VS OTHER LABS

25,007 embryos analyzed

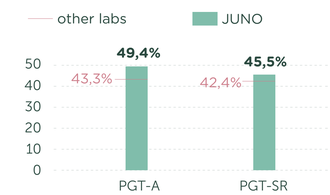

Percentage embryos categorised as normal

MOSAICISMIS OVERESTIMATED BY SOME PGT-A TEST

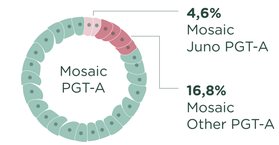

ADVANTAGES OF USING JUNO PGT[A]SEQ

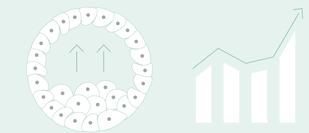

A high number of euploid embryos reported

Improved clinical outcomes

- Predective value proven in well-designed published studies. The most powerful embryo selection tool currently available
- High accuracy, including detection of triploid embryos and detection of DNA contamination
- Avoid unsuccessful transfer of non-viable aneuploid embryos
- Permits high efficiency single embryo transfer (SET)
- Faster time to pregnancy
- Provides information on likely potential of stored material and avoids storage of non-viable embryo
- Reduced miscarriage rate
- Reduced risk of aneuploid syndromes
- Avoids incorrect classification of euploid embryos as abnormal or mosaic
- Compared to other methods, Juno PGT[A]Seq is associated with a higher proportion of embryos categorised as euploid

WHEN IS THE TEST PERFORMED?

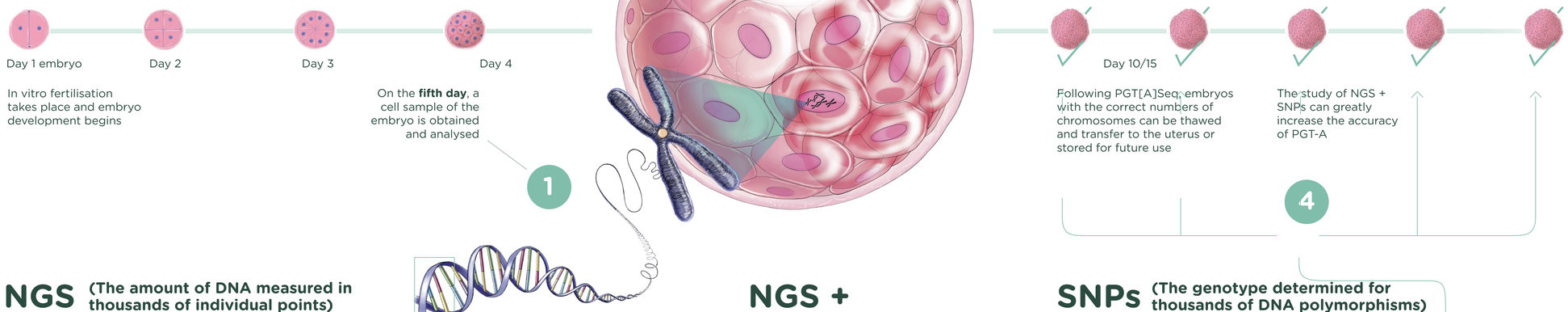

Day 1 embryo: In vitro fertilisation takes place and embryo development begins

Day 4: On the **fifth day**, a cell sample of the embryo is obtained and analysed

Day 10/15: Following PGT[A]Seq, embryos with the correct numbers of chromosomes can be thawed and transfer to the uterus or stored for future use

The study of NGS + SNPs can greatly increase the accuracy of PGT-A

NGS (The amount of DNA measured in thousands of individual points)

Juno uses next-generation sequencing to measure the amount of DNA at thousands of sites on each chromosome. This allows the number of copies of the chromosome to be calculated with high accuracy

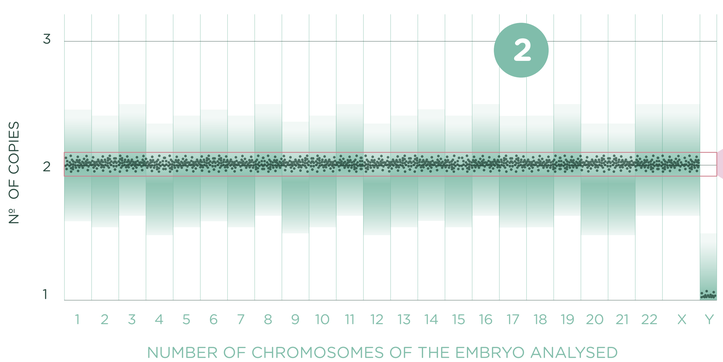

NGS + SNPs

Together, the measurement of the amount of DNA and the analysis of the DNA sequence greatly increases the accuracy of PGT[A]Seq

Juno looks at thousands of places where the DNA sequence can differ between individual chromosomes, called single nucleotide polymorphismus or "SNPs"

SNPs (The genotype determined for thousands of DNA polymorphisms)

Each of these sites of variation can be type 'A' or type 'B'. Normal, Trisomy and monosomy each have characteristic patterns of As and Bs

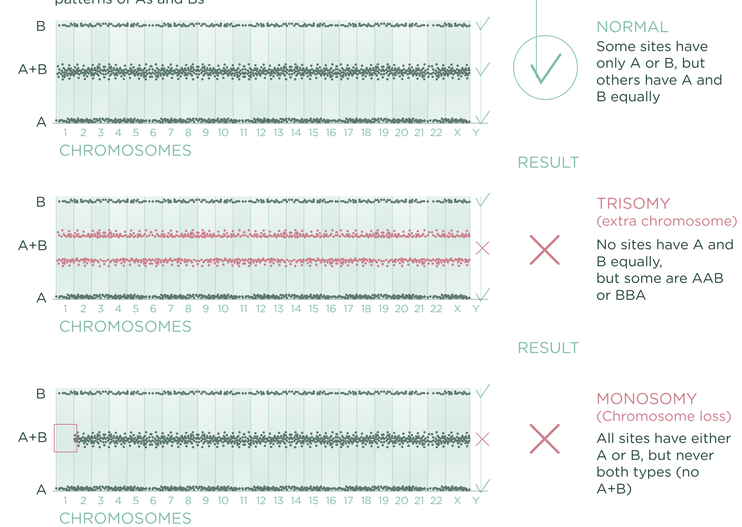

Infografía:
Pedro Jiménez

JUNO GENETICS

YOUR PARTNERS
in GENETIC HEALTH

specialist in reproductive genetics

UK USA Spain

Juno Genetics Ltd
Winchester House, Heatley Road,
Oxford Science Park, Oxford OX4 4GE
+44 203 743 1944
junogenetics.co.uk

Juno Genetics España
Ronda Guillermo Marconi, 11-A , 1º22B
46980-Paterna, Valencia, Spain
+34 900 828 420
junogenetics.es

Juno Genetics, US Inc.
140 Allen Road, Suite 300
Basking Ridge, NJ 07920
+1 908 495 1111
junogenetics.com